




AgriStability

Livestock Inventory Calculation Worksheet Instruction Guide



How to Complete Your Livestock Inventory Calculation Worksheet

The Livestock Inventory Calculation Worksheet can be used to help report the changes in livestock inventory that have occurred in the farming operation during the fiscal year. The worksheet can be submitted with your AgriStability forms to assist with processing the file.

- 1 Your SCIC ID and AgriStability PIN are different numbers. The AgriStability PIN is generated by the Federal Government for AgriStability and AgriInvest purposes, whereas the SCIC ID is unique to your Saskatchewan Crop Insurance account.

Note: Crop Insurance contract numbers are not to be used as either the SCIC ID or AgriStability PIN.

- 2 Enter the applicable commodity code for the inventory you are reporting. Access the current Commodity Code Guide at scic.ca/agristability/publications or call SCIC at 1-866-270-8450 for assistance.
- 3 Report all livestock by code, listing each class separately. The Commodity Code Guide can be used to assist with choosing the appropriate description.
- 4 Enter inventory that is on hand at the start of your fiscal year (e.g., if your fiscal year is January 1 to December 31, enter what was in inventory as of December 31 in the prior year).

AgriStability

Saskatchewan Crop Insurance Corporation
484 Prince William Drive
PO Box 3000
Melville SK S0A 2P0

www.scic.ca
Phone: 1-866-270-8450
Fax: 1-888-728-0440

AgriStability LiveStock Inventory Calculation Worksheet

1

SCIC ID

2

AgriStability PIN

Participant Name _____ This worksheet can assist you in calculating the ending amounts necessary for completing your AgriStability forms. This worksheet is for your own reference and is not required to process your application. Transfer the amounts from the lettered columns to the corresponding columns on your AgriStability forms.


Program Year _____


Section 7: Livestock Inventory Valuation (Starting Inventory + Births + Purchase – Sales – Deaths + Transfers in – Transfers out = Ending Inventory)


A Code	B Description	Starting Inventory	Birth	Purchase	Sales	Deaths	Transfers in	Transfers out	C Ending Inventory
2	3	4							
8002	Cows	290							
8062	Replacement Heifers	67							
8007	Calves	348							

Signature: _____ Date: _____

The Saskatchewan Crop Insurance Corporation (SCIC) recognizes the importance of your personal information and the privacy surrounding it. Depending on the program offered by SCIC, and pursuant to *The Freedom of Information and Protection of Privacy* and regulations, SCIC will not share or disclose any of your information unless otherwise required by law or for the purpose of programs offered by SCIC. SCIC will secure your information and may archive it indefinitely in accordance with *The Archives and Public Records Management Act*. For all privacy concerns, please contact SCIC's Privacy Manager by e-mail at scicprivacy@scic.ca or call 306-728-7200.







ASLIVEINVCAL022-3/AS

- 5 Report the number of calves born in the fiscal year, regardless of deaths using calf code 8007.
- 6 Report the number of head purchased.
- 7 Report the number of head sold.
- 8 Report the number of head that died (including calves).
- 9 This column may include purchased animals as well as transfers within the herd. Transfers in must equal transfers out.
- 10 Report transfers out within the heard.
- 11 Report the number of head on hand at the end of your fiscal year.

AgriStability

AgriStability LiveStock Inventory Calculation Worksheet

Saskatchewan Crop Insurance Corporation
 484 Prince William Drive
 PO Box 3000
 Melville SK S0A 2P0

www.scic.ca
 Phone: 1-866-270-8450
 Fax: 1-888-728-0440

SCIC ID

AgriStability PIN

Participant Name

This worksheet can assist you in calculating the ending amounts necessary for completing you AgriStability forms. This worksheet is for your own reference and is not required to process your application. Transfer the amounts from the lettered columns to the corresponding columns on your AgriStability forms.

Program Year

Section 7: Livestock Inventory Valuation (Starting Inventory + Births + Purchase – Sales – Deaths + Transfers in – Transfers out = Ending Inventory)									
A Code	B Description	Starting Inventory	Birth	Purchase	Sales	Deaths	Transfers in	Transfers out	C Ending Inventory
			5	6	7	8	9	10	11
8002	Cows	290			10		58		338
8062	Replacement Heifers	67				9		58	0
8007	Calves	348	327			7		348	320

Signature: _____ Date: _____

The Saskatchewan Crop Insurance Corporation (SCIC) recognizes the importance of your personal information and the privacy surrounding it. Depending on the program offered by SCIC, and pursuant to *The Freedom of Information and Protection of Privacy* and regulations, SCIC will not share or disclose any of your information unless otherwise required by law or for the purpose of programs offered by SCIC. SCIC will secure your information and may archive it indefinitely in accordance with *The Archives and Public Records Management Act*. For all privacy concerns, please contact SCIC's Privacy Manager by e-mail at secultivofficer@scic.ca or call 306-728-7200.



ASLIVEINV.CAL.0222-3/AS

CONTACT INFORMATION

AgriStability Call Centre

Toll Free: 1.866.270.8450

Fax: 1.888.728.0440 (Toll-Free)

Email: agristability@scic.ca
scic.ca

Saskatchewan Crop Insurance Corporation

Head Office

484 Prince William Drive

Box 3000

Melville, SK S0A 2P0

Office Hours

Monday to Friday, 8 a.m. to 5 p.m.

Closed statutory holidays

All program forms and guides can
be found at scic.ca/agristability